



CC&N Global Distribution  
Bringing Businesses Together



# Product Catalogue

2022

<b>About CC&amp;N Global</b>	3
<b>Why CC&amp;N Global</b>	4
<b>Showroom Chargers</b>	5
<b>Workshop Chargers</b>	6
<b>Preheating Products</b>	7
Warmup	8
ComfortKit	12
Interior Heaters	14
Branch Sets	16
Control Units	17
Connection Cables	21
Connection Equipment	22
Inlet Cables	23
Extension Cables	24
Branches and Connectors	25
Tools	27
<b>Chargers &amp; Inverters</b>	29
Battery Chargers	30
ChargerKits	40
Rescue Charger	43
ShowroomCharger	46
WorkshopCharger	47
Portable Chargers	49
Inverters	54
AutoSwitch	58
Battery Separators	59
El-centrals	60
Connection Cables	61
Connection Equipment	62
<b>EV Charging Cables</b>	66
<b>Workshop Products</b>	71
Guniwheel	72
<b>Consumables</b>	73
Slime	74
Gloves	75
<b>Coming Soon</b>	77



CC&N Global LTD are specialists in the representing major brands offering a complete Sales and Marketing operation, supported by a direct B2B Sales Team and in house Customer Services department. Our warehousing and storage facilities are located in the heart of Worcestershire where we are able to supply a variety of market sectors through established trading relationships.

**For Brands looking for Distribution:**

We are specialists within our field, developing new and established brands in the UK, Europe and the Middle East. We provide bespoke Marketing and Product solutions, from introducing and growing product ranges to designing bespoke Marketing solutions. We ensure smooth supply of your branded items through established relationships & provide potential markets for growth.

**For Retailers/Wholesalers:**

We supply major buying groups, National & Regional Wholesalers and Independent customers. If you are not already included in this list, why not get in touch to discuss how we can support your business.

# Why choose CC&N Global?

CC&N Global doesn't simply offer a product; we offer complete systems and service solutions for our customers. The Company has a strong brand heritage and long standing relationships with customers, both globally and regional.

We develop a high level of intimacy with our customers and allocate resource to create a long standing strategic partnership. Our teams are embedded with customers and the relationships they build together help to ensure that customers think about CC&N Global first, before anyone else.

In addition, innovative, reliable products and service solutions, coupled with knowledgeable employees who possess a high technical skill set means that we are the supplier of choice for our partners.

CC&N Global invests significantly in the development of new products and on-going product improvements. Each product development is environmentally more effective than the last either through greener materials or improved efficiencies.

Everyday CC&N Global's Sales teams are working to develop strategic customers – improving customer intimacy, building stronger relationships and strengthening the company brand.

**Our teams carry the Company values with them, the products, systems and services we offer and support our customers regionally, we deliver on time and continue to improve efficiency and offer future concepts.**



# Showroom Chargers

Loud and bulky charging solutions may ruin first impressions and affect your bottom line. The Showroom Charger keeps your vehicles fully charged without anyone noticing.

## Efficiency

The ShowroomCharger is based on modern Switch-Mode technology and has a 95% efficiency. It uses a 7-step charging cycle that optimizes the performance and durability of the batteries in your vehicles. You can easily upgrade the software via the separate USB port.

## Discretion

The charger is compact and can easily be placed under the car. The cable to the clamps can be detached and passed through the engine compartment, hiding the charger from view. It has no fan and makes no noise. Rubber feet and corners are available.

## User-friendliness

The ShowroomCharger has only one button and an intuitive display for monitoring the battery status. Modern design and a finish in black anodized aluminum provide an attractive exterior. All DEFA chargers are spark-proof and fully secured against reverse polarity and shortcircuiting.



### ShowroomCharger 32A

Description	Unit
Part Number	712210
Input Voltage	230 VAC
Charging Voltage	14.4V
Maintenance Charging	13.6V
Charging Current	2A
Dimension (mm)	227/125/62
Weight	1.7kg
AC Power Cable	5m
DC Charging Cable Length	2.5m

### ShowroomCharger 50A

Description	Unit
Part Number	On Request
Input Voltage	230 VAC
Charging Voltage	14.4V
Maintenance Charging	13.6V
Charging Current	2A
Dimension (mm)	227/125/62
Weight	1.7kg
AC Power Cable	5m
DC Charging Cable Length	2.5m

# Workshop Chargers

The WorkshopCharger is designed to give you the power, simplicity, and flexibility that you need. It's a combined charger and a 13,7V power supply and has all the functionality you need.

## Technology + Performance

The WorkshopCharger uses Switch-Modetechnology and a temperature compensated charging cycle. It provides excellent efficiency, protects the vehicle's electronics and maintains the performance of the battery. It can also recondition degraded batteries with automatically controlled software.

## Simplicity + Flexibility

A simple interface and an intuitive display make our workshop charger very easy to use. Activate the Power supply function by holding the 'ON' button for 5 seconds. A rubber-coated hook lets you hang the charger on the vehicle while working, and you can store the cable on the charger.

## Security + Reliability

WorkshopChargers are sturdy and durable. They have full protection against sparks, shortcircuiting and reverse polarity and a compact design and low weight make them easy to handle.



### WorkshopCharger 25A

Description	Unit
Part Number	706900UK
Input Voltage	230 VAC
Charging Voltage	14.4V
Maintenance Charging	13.6V
Charging Current	25A
Dimension (mm)	202/98/53
Weight	2.2kg
Operating Temperature (°C)	-20/+50
Charger Cable Length (m)	2,5/5,0

### WorkshopCharger 2.0 35A


Description	Unit
Part Number	712220/709100
Input Voltage	100-240 VAC
Charging Voltage	14.4V
Maintenance Charging	13.6V
Charging Current	35A
Dimension (mm)	227/125/62
Weight	1.8kg
Operating Temperature (°C)	-20/+50
Charger Cable Length (m)	2,5/5,0

### WorkshopCharger 50A

Description	Unit
Part Number	On Request
Input Voltage	100-240 VAC
Charging Voltage	14.4V
Maintenance Charging	13.5/13.6V
Charging Current	50A
Dimension (mm)	280/175/85
Weight	3.8kg
Operating Temperature (°C)	-20/+40
Charger Cable Length (m)	2,5/5,0

# Preheating Products

As winter arrives and temperatures drop, the subject of harmful emissions from private cars once again come to the forefront among politicians and journalists. The proposed solutions usually consist of fees, bans, and restrictions, but we offer a cheaper, simpler and equally efficient alternative - DEFA WarmUp.



# WarmUp GPS Link

WarmUp GPS Link is a complete preheating and security system for your car that can be controlled with your mobile phone. Need subscription.

Maintain total control over your car - wherever you are. WarmUp GPS Link lets you control the preheating in your car and track the car's location on your mobile phone. In addition, you will be alerted if the car is moved, you can track its location in your Link app, and you can set a maximum speed and be alerted if someone is driving too fast while borrowing your car. WarmUp also reduces fuel consumption and harmful emissions. \*Available in Norway, Sweden, Denmark and Finland.

- WarmUp GPS Link is available in two different versions depending on the required power of the Termini™ interior heater.
- WarmUp GPS Link excludes the engine heater, which must be ordered separately and integrated in the system.



## WarmUp 1400 GPS Link - 471275

Description	Part Number
Termini™ 1400	430055
MultiCharger 1205R Flex	450015
MiniPlug Inlet Cable - 1,5m	460915
Plugin Extension Cable - 1,0m	460803
Plugin Extension Cable - 0,5m	460802
Termini™ Extension Cable - 1,75m	460860
MiniPlug Xtreme Connection Cable - 2,5m	460955
MiniPlug Inlet Cable - Fitting Equipment	418801
LinkHub	440030
LinkHub Mounting Kit	440036
GPS Antenna	440037



## WarmUp 1900 GPS Link - 471276

Description	Part Number
Termini™ 1900	430065
MultiCharger 1205R Flex	450015
MiniPlug Inlet Cable - 1,5m	460915
Plugin Extension Cable - 1,0m	460803
Plugin Extension Cable - 0,5m	460802
Termini™ Extension Cable - 1,75m	460860
MiniPlug Xtreme Connection Cable - 2,5m	460955
MiniPlug Inlet Cable - Fitting Equipment	418801
LinkHub	440030
LinkHub Mounting Kit	440036
GPS Antenna	440037



# WarmUp Bluetooth®

WarmUp Bluetooth® is a complete preheating system that can be controlled with the DEFA app and Bluetooth Smart technology. With WarmUp your car will always be warm and comfortable, and your battery will always be fully charged and ready to go. WarmUp also reduces fuel consumption and harmful emissions.

Pre-program your WarmUp system when you are in the vicinity of your car.

- WarmUp Bluetooth® is available in two different versions depending on the required power of the Termini™ interior heater.
- WarmUp Bluetooth® includes everything besides the engine heater, which must be ordered separately and integrated in the system.



## WarmUp 1400 Bluetooth® - 471282

Description	Part Number
Termini™ 1400	430055
MultiCharger 1205R Flex	450015
MiniPlug Inlet Cable - 1,5m	460915
Plugin Extension Cable - 1,0m	460803
Plugin Extension Cable - 0,5m	460802
Termini™ Extension Cable - 1,75m	460860
MiniPlug Xtreme Connection Cable - 2,5m	460955
MiniPlug Inlet Cable - Fitting Equipment	418801
Bluetooth Hub	440051



## WarmUp 1900 Bluetooth® - 471283

Description	Part Number
Termini™ 1900	430065
MultiCharger 1205R Flex	450015
MiniPlug Inlet Cable - 1,5m	460915
Plugin Extension Cable - 1,0m	460803
Plugin Extension Cable - 0,5m	460802
Termini™ Extension Cable - 1,75m	460860
MiniPlug Xtreme Connection Cable - 2,5m	460955
MiniPlug Inlet Cable - Fitting Equipment	418801
Bluetooth Hub	440051

# WarmUp SmartStart™

WarmUp SmartStart™ is a complete preheating system that is controlled with a two-way wireless control unit. With WarmUp your car will always be warm and comfortable, and your battery will always be fully charged and ready to go. WarmUp also reduces fuel consumption and harmful emissions.

- WarmUp SmartStart™ is a two-way wireless Control Unit to control your car heating system.
- WarmUp SmartStart™ is delivered in two versions, the effect on the DEFA Termini™ cabin heater differs. An engine heater can be ordered separately and integrated in the system



## WarmUp 1400 SmartStart™ - 471277

Description	Part Number
Termini™ 1400	430055
MultiCharger 1205R Flex	450015
MiniPlug Inlet Cable - 1,5m	460915
Plugin Extension Cable - 1,0m	460803
SmartStart™ Wireless Control Unit	440020
Termini™ Extension Cable - 1,75m	460860
MiniPlug Inlet Cable - Fitting Equipment	418801
MiniPlug Xtreme Connection Cable - 2,5m	460955



## WarmUp 1900 SmartStart™ - 471278

Description	Part Number
Termini™ 1900	430065
MultiCharger 1205R Flex	450015
MiniPlug Inlet Cable - 1,5m	460915
Plugin Extension Cable - 1,0m	460803
SmartStart™ Wireless Control Unit	440020
Termini™ Extension Cable - 1,75m	460860
MiniPlug Inlet Cable - Fitting Equipment	418801
MiniPlug Xtreme Connection Cable - 2,5m	460955

# WarmUp Futura

WarmUp Futura is a complete preheating system that is controlled by a timer placed inside the compartment in the car. Futura can be pre-programmed and ensures that the car is preheated when you need it.

Futura can be programmed with set departure times, for which the car will be preheated. This feature is very useful for people who leave for work at the same time every morning. The system can either be programmed to preheat for a set duration, or to automatically determine the required heating period based on the outside temperature.



## WarmUp 1400 Futura - 471284

Description	Part Number
Termini™ 1400	430055
MultiCharger 1205R Flex	450015
MiniPlug Inlet Cable - 1,5m	460915
PlugIn Extension Cable - 0,5m	460802
PlugIn Extension Cable - 1,0m	460803
Futura Timer	440010
Termini™ Extension Cable - 1,75m	460860
MiniPlug Inlet Cable - Fitting Equipment	418801
MiniPlug Xtreme Connection Cable - 2,5m	460955



## WarmUp 1900 Futura - 471285

Description	Part Number
Termini™ 1900	430065
MultiCharger 1205R Flex	450015
MiniPlug Inlet Cable - 1,5m	460915
PlugIn Extension Cable - 0,5m	460802
PlugIn Extension Cable - 1,0m	460803
Futura Timer	440010
Termini™ Extension Cable - 1,75m	460860
MiniPlug Inlet Cable - Fitting Equipment	418801
MiniPlug Xtreme Connection Cable - 2,5m	460955

# ComfortKit Plus

The ComfortKit Plus is a simple way to ensure a warm and comfortable cabin and windows free of ice. ComfortKit Plus also includes a MultiCharger 1205 Flex and the necessary connection components. The different sets have varying outputs - 1400 or 1900W. The ComfortKit can be expanded with an engine heater and a control unit or app control.



## ComfortKit 1400 Plus - 470073

Description	Part Number
Termini™ 1400	430055
MiniPlug Inlet Cable - 1,5m	460915
PlugIn Extension Cable - 1,0m	460803
PlugIn Y-connector	460853
PlugIn Extension Cable - 0,5m	460802
Termini™ Extension Cable - 1,75m	460860
Miniplug Inlet Cable - Fitting Equipment	418801
MiniPlug Xtreme Connection Cable - 2,5m	460955
MultiCharger 1205 Flex	450016



## ComfortKit 1900 Plus - 470074

Description	Part Number
Termini™ 1900	430065
MiniPlug Inlet Cable - 1,5m	460915
PlugIn Extension Cable - 1,0m	460803
PlugIn Y-connector	460853
PlugIn Extension Cable - 0,5m	460802
Termini™ Extension Cable - 1,75m	460860
Miniplug Inlet Cable - Fitting Equipment	418801
MiniPlug Xtreme Connection Cable - 2,5m	460955
MultiCharger 1205 Flex	450016

# ComfortKit

The ComfortKit is a simple way to ensure a warm and comfortable cabin and windows free of ice. The different sets have varying outputs - 1400 or 1900W. The ComfortKit can be expanded with an engine heater, a battery charger and a control unit or app control.



## ComfortKit 1400 - 470066

Description	Part Number
Termini™ 1400	430055
MiniPlug Inlet Cable - 1,5m	460915
PlugIn Extension Cable - 1,0m	460803
PlugIn Y-connector	460853
Termini™ Extension Cable - 1,75m	460860
Miniplug Inlet Cable - Fitting Equipment	418801
MiniPlug Xtreme Connection Cable - 2,5m	460955

## ComfortKit 1900 - 470067

Description	Part Number
Termini™ 1900	430065
MiniPlug Inlet Cable - 1,5m	460915
PlugIn Extension Cable - 1,0m	460803
PlugIn Y-connector	460853
Termini™ Extension Cable - 1,75m	460860
Miniplug Inlet Cable - Fitting Equipment	418801
MiniPlug Xtreme Connection Cable - 2,5m	460955

## ComfortKit 1400 - 470060

Description	Part Number
Termini™ 2100	430060
MiniPlug Inlet Cable - 1,5m	460915
PlugIn Extension Cable - 1,0m	460803
PlugIn Y-connector	460853
Termini™ Extension Cable - 1,75m	460860
Miniplug Inlet Cable - Fitting Equipment	418801
MiniPlug Xtreme Connection Cable - 2,5m	460955

# Termini™

The Termini™ II interior heater provides a warm and comfortable cabin and icefree windows. The output is adjusted in relation to the interior temperature, by the PTC (PTC = Positive Temperature Coefficient) heating element.

A 20°C temperature increase will result in a 10% power reduction and as the interior temperature increases the power will gradually be reduced accordingly. The interior heater is equipped with an automatic over-temperature protection. All interior heaters are approved by: Safety EN 60335-1 and EN 50408. Termini has IP rate 20.



## Termini™ 1000

Description	Info
Item No. Schuko	430072
Collection Box (PCS)	10
Output -25°C (W)	0/1000
Height/Width/Depth (mm)	32/138/182
Weight (gr)	595
Bracket weight (gr)	20



## Termini™ 1200

Description	Info
Item No. Schuko	430058
Collection Box (PCS)	12
Output -25°C (W)	0/1200
Height/Width/Depth (mm)	32/138/182
Weight (gr)	595
Bracket weight (gr)	20



## Termini™ 1400

Description	Info
Item No. Mini Contact	430055
Item No. Schuko	430056
Collection Box (PCS)	12
Output -25°C (W)	0/1400
Height/Width/Depth (mm)	32/138/182
Weight (gr)	595
Bracket weight (gr)	20



### Termini™ 1700

Item No. Schuko	430068
Collection Box (PCS)	10
Output -25°C (W)	0/830/1700
Height/Width/Depth (mm)	38/138/183
Weight (gr)	665
Bracket weight (gr)	20



### Termini™ 1900

Item No. Mini Contact	430065
Item No. Schuko	430066
Collection Box (PCS)	10
Output -25°C (W)	0/1150/1900
Height/Width/Depth (mm)	38/138/183
Weight (gr)	665
Bracket weight (gr)	20



### Termini™ 2100

Item No. Mini Contact	430060
Item No. Schuko	430061
Collection Box (PCS)	10
Output -25°C (W)	0/1350/2100
Height/Width/Depth (mm)	47/141/183
Weight (gr)	745
Bracket weight (gr)	20



### Termini™ Stand

Item No.	430100
Height/Width/Depth (mm)	145/127/65
Weight (gr)	112

Sold separately, and can be used together with all Termini™ interior heaters.



### Termini™ Clip

Item No.	430101
Height (mm)	145x70

Sold separately, and can be used together with all Termini™ interior heaters.

# PlugIn Branch Sets

DEFA branch set consists of DEFA PlugIn extension cables in different lengths and DEFA PlugIn Y-connector for connecting engine and interior heaters.

The sets are also suitable for those who have engine heaters and want to upgrade to a complete preheating system combined with an interior heater. If you want to connect DEFA Termini™ with Termini™ Mini Contact, you can use branch set 460750 or 460751. If the interior heater has a Schuko plug, use 760/762/766/768/769. The difference lies in the length of the cables. Different car models require separate sets. See Code Type List column 8.



## Branch Set - 460750

PlugIn Extension Cable - 1,0 m	460803
PlugIn Y-connector	460853
Termini™ Extension Cable - 1,75 m	460860

## Branch Set - 460751

PlugIn Extension Cable - 1,5 m	460843
PlugIn Y-connector	460853
Termini™ Extension Cable - 1,75 m	460860

## Branch Set - 460760

PlugIn Extension Cable - 0,5 m	460802
PlugIn Extension Cable - 1,0 m	460803
PlugIn Y-connector	460853
PlugIn Interior Heater Socket	460829

## Branch Set - 460762

PlugIn Extension Cable - 2 x 1,0 m	460803
PlugIn Y-connector	460853
PlugIn Interior Heater Socket	460829

## Branch Set - 460765

PlugIn Extension Cable - 1,0 m	460803
PlugIn Extension Cable - 2,0 m	460804
PlugIn Y-connector	460853
PlugIn Interior Heater Socket	460829

## Branch Set - 460766

PlugIn Extension Cable - 1,0 m	460803
PlugIn Extension Cable - 1,5 m	460843
PlugIn Y-connector	460853
PlugIn Interior Heater Socket	460829

## Branch Set - 460768

PlugIn Extension Cable - 0,5 m	460802
PlugIn Extension Cable - 1,5 m	460843
PlugIn Y-connector	460853
PlugIn Interior Heater Socket	460829

## Branch Set - 460769

PlugIn Extension Cable - 0,5 m	460802
PlugIn Extension Cable - 2,0 m	460804
PlugIn Y-connector	460853
PlugIn Interior Heater Socket	460829





# Link\*

Control and monitor your preheating and security systems with your mobile phone - wherever you are. With DEFA Link you never have to get in to a cold car again.

- Automatic start controlled by the outside temperature
- DEFA WarmUp ON/OFF
- 1-4 hour preheating time
- Check Battery Status
- Check temperature in the car and outside
- Receive alert if power cable is not connected



\*Available in Norway, Sweden, Finland and Denmark.



### LinkHub

Item No.	440030
Height/Width/Depth - mm	78 (114)/78/23
Weight - g	170
Voltage - V	8 - 32V
Current draw, average - mA	19 *Without GPS module.
Operating temperature - °C	-40 - +85

### Mounting Kit WarmUp Link

Item No.	440036
Weight - g	360

### GPS Link

Item No.	440037
Height/Width/Depth - mm	44/38/19
Weight - g	130
Average Power Consumption - mA	5 *with the ignition off.
Protection class - IP	67



### Link GPS Upgrade - 440038

LinkHub	440030
WarmUp Link Mounting Kit	440036
GPS Link	440037
PlugIn Relay Contact	460854
PlugIn Extension Cable - 0,5m	460802
Total Weight - g	1000



# Bluetooth®

Control DEFA WarmUp with Bluetooth® from your mobile without the need for a subscription. Pre-program the system in the vicinity of the car when Bluetooth is activated, and you never have to get in to a cold car again. The Bluetooth Hub control unit can be installed in the engine compartment, without any cables into the interior compartment.

- Automatic start controlled by the outside temperature
- 1-4 hour preheating time
- DEFA WarmUp ON
- DEFA WarmUp OFF



\*Available in Norway, Sweden, Finland and Denmark.



## Bluetooth® Hub Control Unit

Item No.	440030
Operating Temperature	-40 - +80 °C
Voltage - V	8 - 32VDC
Average Current Consumption - mA	2mA
Height/Width/Depth - mm	112/46/24
IP Rate	IP6k9k
Frequency/Radio Protocol	2,4GHz /Bluetooth Smart
Range	In/Around The Car
Weight, Bluetooth® Hub	35g
Weight, Cables	150g

## Bluetooth® Upgrade - 440052

Bluetooth Hub Control Unit	440051
Power Cable With Fuse	418105
PlugIn Relay Connector	460854
PlugIn Extension Cable 0,5 m	460802

## Power Cable With Fuse

Item No.	440051
----------	--------

This power cable with fuse must be ordered separately in case of:

- Upgrade of existing pre-heating systems without control unit
- Installation of Bluetooth® Hub and relay

# SmartStart™

The control unit DEFA SmartStart™ 12/24V, which is included in the WarmUp SmartStart™ kits, is a two-way wireless control unit that makes sure that the car is preheated when you need it.

SmartStart can be programmed with set departure times, for which the car will be preheated. This feature is very useful for people who leave for work at the same time every morning. The system can either be programmed to preheat for a set duration, or to automatically determine the required heating period based on the outside temperature.

- Automatic start adjusted according to the outside temperature
- 1-4 hour preheating time
- Control of fuel heat (analogue control signal)
- DEFA WarmUp ON
- DEFA WarmUp OFF



## SmartStart™

Item No. 24V with car unit	440020
Item No. 24V with car unit	440021
Operating Temp Remote Control (RC) - °C	-10 - +60
Operating Temp Car Unit (VU) - °C	-40 - +80
Battery RC ⚠	6V Lithium 2CR-1/3N
Range - m	up to 400
Frequency - MHz	868, 370
Current Consumption RC	<5µA
Height/Width/Depth RC - mm	78/34/16
Height/Width/Depth VU - mm	69/54/23
Weight RC - gr	29
Weight RC - gr	29
Test and Approval	EN 301 489-1:2005-04 ETSI EN 300 220-1:2000-09 EN 301489-1



## SmartStart™ Spare Parts

SmartStart™ Remote Control RC	418100
SmartStart™ VU 12V	418101
SmartStart™ VU 24V	418102
Lithium Battery ⚠	418103
Cable Harness	418072

# Control units

DEFA Futura is a control unit included in WarmUp Futura kits and installed in the drivers compartment of the car. It ensures that the car is preheated when you need it.

Futura can be programmed with set departure times, for which the car will be preheated. This feature is very useful for people who leave for work at the same time every morning. The system can either be programmed to preheat for a set duration, or to automatically determine the required heating period based on the outside temperature.

## Current Consumption - mA



### Futura Control Unit

Description	Info
Item No. Without Relay Box	440010
Best.Nr. With Relay Box	440011
Voltage - V	12
Current Consumption - mA	3,5
Height/Width/Depth - mm	37/47/13
Weight - gr	19
Test and Approval EN 50081-1, EN 50082-1	

### Futura Spare Parts

Wire Harness WarmUp With Temperature Sensor 12V	418007
Wire Harness Without Temperature Sensor 12V	418059
Temperature Sensor	418071
Control Unit	418067

### PlugIn Relay Box

Item No. 12V	460838
Item No. 24V	460863
Range of Use °C	-40 / +80
Height/Width/Depth - mm	63/56/70
Mains Voltage - VAC	230/12, 230/24
Current, Max. - A	16
Weight - gr	101
Insulation Class - cl	II
IP Rate	44

# Connection Cables

DEFA Connection cables are developed for DEFA MiniPlug and provides a reliable connection from your mains power outlet to the car. The MiniPlug Xtreme is more durable and is suited for cold weather and rough treatment. Xtreme has a black cap to distinguish it from the MiniPlug.



### MiniPlug Xtreme Connection Cable 1,5mm<sup>2</sup>

Item No. - 2,5m	460955
Item No. - 5,0m	460957
Number of pcs in Collection Box	955: 22 957: 12
Voltage - VAC	230
Current, Max. - A	16
Weight - gr	955/309 - 957/535



### MiniPlug Connection cable 1,5mm<sup>2</sup>

Item No. - 2,5m	460920
Item No. - 2,5m with angle contact	460933
Item No. - 3,5m	460938
Item No. - 3,5m with angle contact	460942
Item No. - 5,0m	460921
Number of pcs in Collection Box	920: 30 - 933: 22 - 938: 22 - 942: 22 - 921:12
Voltage - VAC	230
Current, max. - A 16	16
Weight - gr	920/390 - 933/450 - 938/510 - 942/530 - 921/600



### MiniPlug CableBag

Item No.	460945
Diameter - mm	280
Weight - gr	73



### Power Cable LED

Item No.	460964
Height/Width/Depth - mm	12/18/28
Weight - gr	8

# Connection Cables & Sets

The DEFA MiniPlug Inlet cable is developed to fit all new cars. Flush and bracket mounting is equally simple. DEFA MiniPlug was developed with the goal of creating user friendly design, better safety and total reliability.



## MiniPlug Connection cable 2,5mm<sup>2</sup>

Item No. - 2,5m	460960
Item No. - 5,0m	460961
Item No. - 10,0m	460962
Item No. - 15,0m	460963
Number of pcs in Collection Box	960/22 - 961/12 - 962/1 - 963/5
Voltage - VAC	230
Current, max. - A	16
Weight - gr	530/915/1520/2260
	(2,5/5,0/10,0/15,0m)

DEFA Connection cable 2,5 mm<sup>2</sup> is used for vehicles with special requirements for connection cables, such as ambulances and fire engines with special equipment. Even if the cable is available with a 2,5mm<sup>2</sup> core cross-section, the maximum power consumption is 16A.



## Connection Set - 460785

MiniPlug Inlet cable - 1,5 m	460915
MiniPlug Xtreme Connection Cable - 2,5 m	460955
MiniPlug Inlet Cable - Fitting Equipment	418801

## Connection Set - 460787

MiniPlug Inlet cable - 1,5 m	460915
MiniPlug Xtreme Connection Cable - 5,0 m	460957
MiniPlug Inlet Cable - Fitting equipment	418801



## Connection Set - 460789

MiniPlug Inlet cable - 1,5 m	460915
MiniPlug Connection Cable Angle - 2,5 m	460933
MiniPlug Inlet Cable - Fitting equipment	418801

# Inlet Cables

DEFA MiniPlug Inlet cables are tailor-made for all new car models, and are delivered with improved mounting equipment to make the installation easier. The new mounting equipment consists of a set of mounting rings to be used for optimal installation in the car's front, and a bracket to be used behind the license plate.



## MiniPlug Inlet Cables

Item No. (0,6m) 460902	460960
Item No. (1,0m) 460901	460961
Item No. (1,5m) 460915	460962
Item No. (2,0m) 460939	460963
Voltage - VAC 230	960/22 - 961/12 - 962/1 - 963/5
Current - A 16	230
Current, max. - A	16
Weight (Length/Weight) - m/kg	0,6/0,23 - 1,0/0,35 - 1,5/0,41 - 2,0/0,57

The Inlet cable has a MiniPlug 'female-connector' with a cap in one end and a DEFA PlugIn connector in the other. In addition, it has an earth connector for earthing the system.



## MiniPlug Mounting Bracket

Item No.	460996
Height/Width/Thickness - mm	160/40/2
Dimension mounting holes - mm	6

The bracket fixed behind the license plate makes it possible to install the inlet in the front of the car - vertically or horizontally, whichever is more suitable for each vehicle.

# PlugIn Extension Cables

The components are easily connected together with DEFA's armored PlugIn extension cables. The system ensures a reliable and tight connection and eliminates incorrect connections.



## PlugIn Extension Cables

Length - m	0,5 - 1 - 1,5 - 2 - 3 - 4 - 5 - 8 - 10 - 12
Voltage - VAC	230
Current - A	16
IP rate	44

## PlugIn Extension Cables

Item No.	Length - m	Weight - gr	Pcs. In Box
460802	0.5	145	22
460803	1.0	265	22
460843	1.5	380	22
460804	2.0	497	22
460844	3.0	731	12
460846	4.0	965	12
460809	5.0	1200	1
460847	8.0	1900	1
460851	10.0	2420	1
460850	12.0	2838	1



## Termini™ Interior Heater Cable With Mini-Contact

Item No.	460860
Length - m	1,75 (Soft part 0,6m - Armored part 1,15m)
Number of pcs in Collection Box	Single box or 22
Voltage - VAC	230
Current, Max. - A	16
Weight - gr	250
IP rate	44



# PlugIn Branches & Connectors

The DEFA relay connector is adapted to DEFA PlugIn contacts and used to control the engine and interior heater, together with a DEFA control units. It can also be used for separate control of engine and interior heaters together with DEFA SmartStart. At branching, use H-, T- or Y- connectors.



## PlugIn Relay Connector

Item No. 12V	460854
Item No. 12V - two rack connectors	701445
Item No. 24V - two rack connectors	460856
Range of use 0C	-40 / +80
Height/Width/Depth - mm	61/31/67
Mains voltage- VAC	230/12, 230/24
Current - A	Max 16
Weight - gr	59
Insulation class - cl	II
IP rate	44



## PlugIn Y-connector

Item No. 460853	460854
Height/Width/Depth - mm 53/48/24	701445
Mains voltage - VAC 230	460856
Current, max. - A 16	-40 / +80
Weight - gr 23	61/31/67
IP rate 44	230/12, 230/24

Y-connector is an all-welded connector for connecting engine and interior heater or MultiCharger battery charger.



## PlugIn H-connector

Item No.	460857
Height/Width/Depth - mm	42/63/21
Mains voltage - VAC	230
Current. - A	16
Weight - gr	30
IP rate	44

DEFA H-connector is an all-welded connector for more flexible connection of engine and interior heater or MultiCharger battery charger

## PlugIn Branches & Contacts

The DEFA relay connector is adapted to DEFA PlugIn contacts and used to control the engine and interior heater, together with a DEFA control units. It can also be used for separate control of engine and interior heaters together with DEFA SmartStart. At branching, use H-, T- or Y- connectors.



### PlugIn T-connector 90°

Item No.	460831
Height/Width/Depth - mm	42/63/21
Mains voltage - VAC	230
Current, max. - A	16
Weight - gr	22
IP rate	44

DEFA T-connector is an all-welded connector for connecting the engine and interior heater or the MultiCharger battery charger.



### LED Indicator Kit

Item No.	460881
Mains voltage - VAC	110-240
Current, max. - A	16
IP rate, PlugIn/LED	44/67



### PlugIn Interior Heater Socket

Item No.	460829
Height/Width/Depth - mm	70/54/41
Voltage - V	250/12
Current, max. - A	16
IP rate	20



### Termini™ Adapter Cable

Item No.	418069
Length - m	0.25
Voltage- V	250/12
Current, max. - A	10
Weight - gr	54
IP rate	44

# Special Tools

Tools for installation of MiniPlug and of cables through firewalls.



### Pullwire Kit 866

Item No.	460866
No. of pcs.	1 set

Tool for simpler installation of PlugIn extension cables with male or female contact through the firewall.



### Pullwire Kit 868

Item No.	460868
No. of pcs.	2

Tool for simpler installation of PlugIn extension cables with male or female contact through the firewall. Delivered with 2 extensions of 1m.



### Installation tool

Item No.	460840
Hole saw Ø24mm	For MiniPlug inlet cable
Hole saw Ø20mm	For Interior heater cable
File	For MiniPlug feed track
Hole saw retainer	With pilot hole drill



### Tools For Feed Through Bulkhead

Item No.	460862
----------	--------

Put the tools on PlugIn male or female contact for simpler installation through the firewall.



### Crow Foot Tool (27mm)

Item No.	460867
----------	--------

Put the tools on PlugIn male or female contact for simpler installation through the firewall.



### Tool For Heater 241

Item No.	460861
----------	--------

Steering tool for Allen wrench.

# Extractor Tools

To use these tools, you need the main tools, the extractor and the taper clamping sleeve. The extractor and taper clamping sleeve can be purchased separately in 4 different sizes, depending on the inside diameter of the frost plug you wish to remove.

The tool is suitable for deep frost plugs and functions like an extractor. It is securely tightened around the side walls of the frost plug by tightening the nut. Next, a suitable adapter sleeve is attached. The frost plug is gradually pulled off by tightening the nut. Follow the instructions that come with the tools! These tools come separately or in a complete set.



## Complete Extractor Tools

Item No.	491012
----------	--------

Consists of main tools (491011), 4 extractor tools (491006) og 4 taper clamping sleeves (491005).



## Main Tools

Item No.	491011
----------	--------



## Extractor

Item No. (Full Set)	491006
Item No. (Ø20mm)	491001
Item No. (Ø27mm)	491002
Item No. (Ø34mm)	491003
Item No. (Ø41mm)	491004



## Taper Clampings

Item No. (Full Set)	491005
Item No. (Ø31mm)	491007
Item No. (Ø35mm)	491008
Item No. (Ø39mm)	491009
Item No. (Ø46mm)	491010

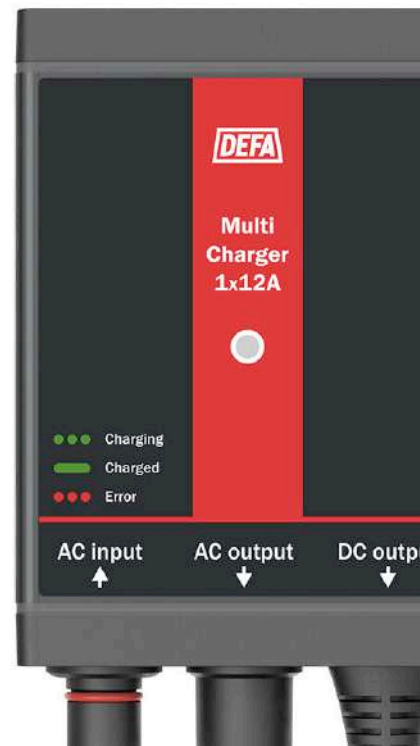


## Extractor Hook

Item No. 30,5mm	460835
Item No. 37,5mm	460836
Item No. 44,5mm	460837

# Chargers & Inverters

DEFA offers battery chargers for a wide variety of vehicles and industrial applications. DEFA develops and manufactures a series of charging products that allow our customers to get the most out of their batteries.



# MultiCharger 1x12A

DEFA MultiCharger 1x12A is a battery charger made for permanent installation in vehicles. It is well suited for all lead/acid batteries (AGM,GEL,EFB, Start&Stop) up to 150Ah. With the DEFA Plugin connectors, both input and output, this charger integrates perfectly into the rest of the DEFA system.

The charger is delivered with 2 meter fixed cable including temperature sensor



## MultiCharger 1x12A

Item No	705200
Mains Voltage [VAC]	230
Operating temperature [°C]	-35 +50
Charging voltage [VDC]	14.4
Float voltage [VDC]	13.5
Charging current [A]	12
Battery size. [Ah]	150
IP-rate	44
Weight [kg]	1
Height/Width/Depth [mm]	138x98x53
Certifications	EN60335-1
	EN60335-2-29
	EN55014-1
	EN55014-2
	EN61003-3/2

Temperature compensated ca 5,0 mV/°C/celle. Ref. 25 °C

# MultiCharger 2x12A

DEFA MultiCharger 2x12A consists of two 12A battery chargers mounted on the same bracket. This combination is made for permanent installation in vehicles. It is well suited for all lead/acid batteries (AGM,GEL,EFB, Start&Stop) up to 2x150Ah. With the DEFA Plugin connectors, both input and output, this charger integrates perfectly into the rest of the DEFA system.

The charger is delivered with 2 meter fixed cable including temperature sensor



## MultiCharger 1x12A

Item No	705300
Mains Voltage [VAC]	230
Operating temperature [°C]	-35 +50
Charging voltage [VDC]	14.4
Float voltage [VDC]	13.5
Charging current. [A]	2x12
Battery size [Ah]	2x150
IP-rate	44
Wight [kg]	2
Height/Width/Depth [mm]	138x201x53
Certifications	EN60335-1
	EN60335-2-29
	EN55014-1
	EN55014-2
	EN61003-3/2

\* Temperature compensated ca 5,0 mV/°C/celle. Ref. 25 °C

# MultiCharger 1x20A

DEFA MultiCharger 1x20A is a powerful and compact charger that is easily installed in all types of vehicles. It is designed to handle any conditions. To make the system more flexible, DC cable in the desired length is ordered separately. Cables available in 2, 4 and 6 meters.



## MultiCharger 1x20A

Item No.	705800
Mains Voltage - VAC/Hz	230/50-60
Operating temperature - °C	-35 +50
Charging Voltage- VDC	14.4
Float voltage- VDC	13.5
Charging Current - A	20
Battery size - Ah	250
IP-rate	44
Weight - kg	2
Height/Width/Depth - mm	182x98x53
Certifications	EN60335-1
	EN55014-1
	EN55014-2
	EN61003-3/2

## Accessories

Item No.	
706483	2m Charging cable
706484	4m Charging cable
706485	6m Charging cable
705294	5m Remote panel
705295	10m Remote panel
705296	20m Remote panel
705297	25m Remote panel
705463	Connection Schuko - PlugIn





# MultiCharger 2x20A

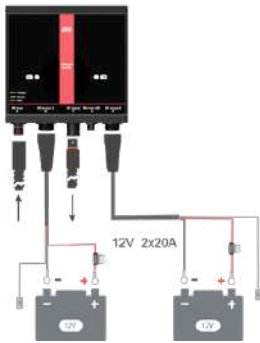
DEFA MultiCharger 2x20A is a powerful and compact charger that is easily installed in all types of vehicles. It is designed to handle any conditions. To make the system more flexible DC cables in desired lengths are ordered separately. Cables available in 2, 4 and 6 meters.



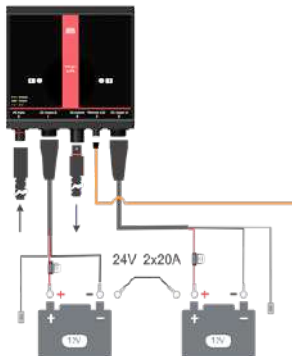
## MultiCharger 2x20A

Item.No.	705900
Mains Voltage - VAC/Hz	230/50-60
Operating temperature - °C	-35 +50
Charging Voltage - VDC	14.4
Float voltage - VDC	13.5
Charging Current- A	2x20
Battery size- Ah	2x250
IP-rate	44
Weight - kg	3
Height/Width/Depth- mm	182x190x53
Certifications	EN60335-1
	EN60335-2-29
	EN55014-1
	EN55014-2
	EN61003-3/2

12V SYSTEM



24V SYSTEM



## Accessories

Item No.	
706483	2m Charging cable
706484	4m Charging cable
706485	6m Charging cable
705162	5m Remote panel
705163	10m Remote panel
705164	20m Remote panel
705165	25m Remote panel
705463	Connection Schuko - PlugIn

# MultiCharger 1x35A

DEFA MultiCharger 1x35A is a small and powerful charger for use in all types of vehicles and in any conditions. To make the system more flexible, cables are ordered separately in desired lengths.



## MultiCharger 1x35A


Item No. with PlugIn 1x35A	708501
Mains voltage - VAC/Hz	230/50-60
Ambient temperature [°C]	-35 +50
Charging voltage [VDC]	14.4
Float voltage [VDC]	13.5
Max charging current [A]	35
Recommended battery max[Ah]	600
IP rate [IP]	44
Weight [kg]	1.6
1x35A Height/Width/Depth - mm	200x98x53
Certifications	EN60335-1
	EN60335-2-29
	EN55014-1
	EN55014-2
	EN61003-3/2

## Accessories

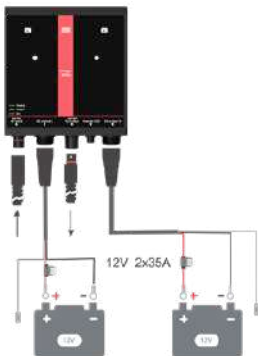
Item No.	
705099	2m Charging cable
705147	4m Charging cable
705159	6m Charging cable
705160	8m Charging cable
705294	5m Remote panel
705295	10m Remote panel
705296	20m Remote panel
705297	25m Remote panel
705463	Connection Schuko - PlugIn

# MultiCharger 2x35A

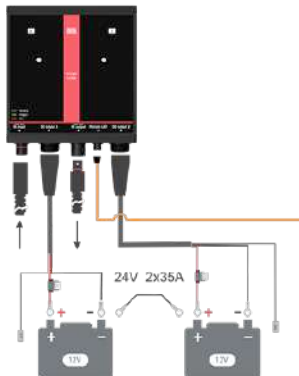
DEFA MultiCharger 2x35A is a small and powerful charger for use in all types of vehicles and in any conditions. To make the system more flexible, cables are ordered separately in desired lengths.



12V SYSTEM



24V SYSTEM



## MultiCharger 2x35A

Item no. with PlugIn 2x35A	708502
Mains voltage - VAC/Hz	220-240/50-60
Ambient temperature [°C]	-35 +50
Max charging voltage [VDC]	14.4
Float voltage [VDC]	13.5
Max charging current [A]	2x35
Recommended battery max[Ah]	2x600
IP rate [IP]	44
Weight [kg]	3.3
2x35A Height/Width/Depth - mm	200x190x53
Certifications	EN60335-1
	EN60335-2-29
	EN55014-1
	EN55014-2
	EN61003-3/2

## Accessories

Item No.	
706483	2m Charging cable
706484	4m Charging cable
706485	6m Charging cable
705162	5m Remote panel
705163	10m Remote panel
705164	20m Remote panel
705165	25m Remote panel
705463	Connection Schuko - PlugIn

# MultiCharger 40A - 24V

DEFA MultiCharger 40A is a 24V charger for trucks and heavy vehicles. It is compact with high efficiency, and robust for tough environments. To make it even more flexible to mount in tight spaces, remote panels are available as accessory.



## MultiCharger 40A 24V

Item no.	708400
Mains voltage - VAC/Hz	230/50-60
Ambient temperature [°C]	-30 +50
Max charging voltage [VDC]	28.8
Float voltage [VDC]	27.2
Max charging current [A]	40
IP rate [IP]	67
Weight [kg]	4
Height/Width/Depth - mm	282/171/82
Certifications	EN60335-1
	EN60335-2-29
	EN55014-1
	EN55014-2
	EN61003-3/2

## Accessories

Item No.	
705294	5m Remote panel
705295	10m Remote panel
705296	20m Remote panel
705297	25m Remote panel
705480	Connection Schuko - PlugIn



# MultiCharger 1205 Flex

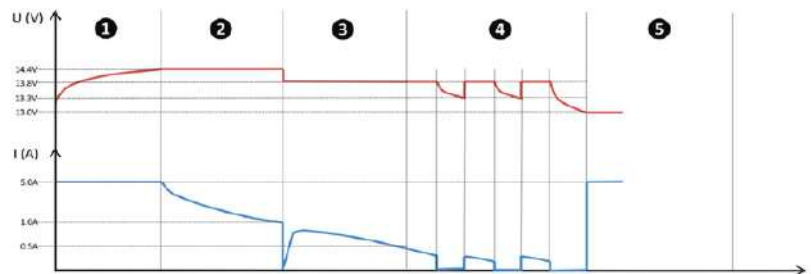
DEFA MultiCharger 1205 Flex is a powerful and compact charger for modern cars. It needs 48% less space for installation than its predecessor, and it has flexible cables to allow for easy installation in tight spaces. The bracket allows for easy installation in all cars, and the PlugIn cables integrate it perfectly with the rest of the DEFA system.



## MultiCharger 1205 Flex

MultiCharger 1205 Flex	450016
Charging current - A	5
Charging voltage - V	> 14,4
Float voltage - VDC	13,3 - 13,8
Height/Width/Depth - mm	95/71/38
Weight - gr	369
Fuse - A	7,5
IP rate	65

CHARGING CURVE



# MultiCharger 1205R Flex

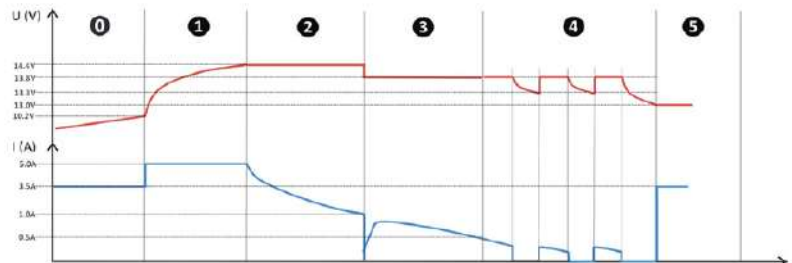
DEFA MultiCharger 1205R Flex is a powerful and compact charger with built-in relay and the best option for charging the vehicle when a pre-heating system is installed. It needs 60% less space for installation than its predecessor. With a bracket with more optional installation ways and flexible connection cables it is still 37% smaller than the previous.



## MultiCharger 1205R Flex

Item No.	450015
Charging current - A	5
Charging voltage - V	> 14,4
Float voltage - VDC	13,3-13,8
Height/Width/Depth - mm	95/71/38
Weight - gr	325
Fuse - A	7.5
IP rate	65

### CHARGING CURVE



# MultiCharger 1210 Flex

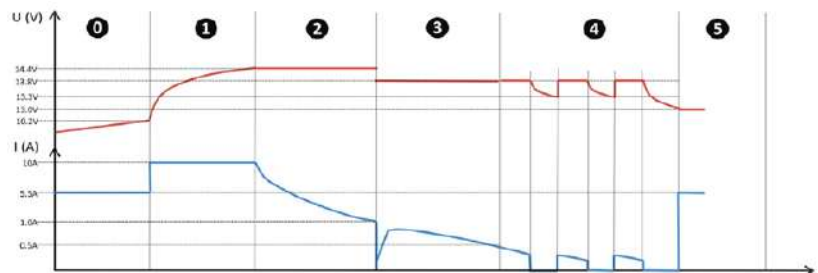
MultiCharger 1210 Flex is a 12V/10A battery charger which is more compact than similar chargers in the category. It needs 89% less space for installation than its predecessor. The new 1210 Flex has more flexible cables making the mounting of the charger easier and faster. The new waterproof 12V connections reduced corrosion risk and improves the durability of the charger. Our most powerful and compact charger for modern cars.



## MultiCharger 1205R Flex

Item No.	450017
Mains voltage - VAC/Hz	230
Charging voltage - VDC	14.4
Maintenance charging - VDC	13.6
Max. Charging current - A	10
Height/Width/Depth - mm	105/71/42
Weight - gr	384
IP rate - IP	65

CHARGING CURVE



## ChargerKits 1205 Flex & 1210 Flex

A battery charger keeps your batteries fully charged, extends the its lifespan and ensures that your car starts regardless of weather or temperature. DEFA ChargerKit is available with MultiCharger 1205 Flex or MultiCharger 1210 Flex and the kit includes all necessary cables for easier installation. These ChargerKits are particularly suitable for cars with parking heaters. Choose the ChargerKit 1210 Flex if you appreciate faster charging. Because of the charger's advanced and responsive charging cycle, your battery is charged even when other chargers would fail.



### ChargerKit 1205 Flex

Item No.	450034
Collection Box - pcs	12
MultiCharger 1205 Flex	450016
Cable set 12V	418109
MiniPlug Inlet Cable 1,5 m	460915
MiniPlug Xtreme Connection Cable 2,5 m	460955
MiniPlug Inlet Cable - Fitting Equipment	418801



### ChargerKit 1210 Flex

Item No	450033
MultiCharger 1210 Flex	450017
Cable set 12V	418107
MiniPlug Inlet Cable 1,5 m	460915
MiniPlug Xtreme connection cable 2,5 m	460955
MiniPlug Inlet Cable - Fitting Equipment	418801

### QUALITIES

- A highly efficient switch mode and advanced charging profiles prevent damage to the battery
- The charger can therefore be continuously connected
- Temperature compensated charging voltage ensures that the battery is fully charged regardless of the condition of the battery. No risk for overcharging.
- Light indication of charging mode
- The chargers are protected against short circuits and reverse polarity
- Does not harm advanced electronics
- Small dimensions
- Protects the battery from breaking down (sulphating) and extends the batteries lifetime.

DEFA's chargers are all approved by:EN 60335-2-29:2004 + A2:210, EN 60335-1:2012 + A11:2014, EN 62233:2008, EN 550141:2006 + A1:2009 + A2:2011, EN 61000-3-3:2013, EN 610003-2:2014, EN 55014-2:2015



# ChargerKits 12A

Chargerkits includes the battery charger and necessary cables. Easily install the DEFA ChargerKit by connecting the DEFA MiniPlug inlet into the front of the vehicle and the connection cable to the nearest mains outlet.



## ChargerKit 1x12A - 706252

MultiCharger 1x12A	705200
MiniPlug Inlet Cable - 2,0m	460939
MiniPlug Xtreme Connection Cable - 5,0m	460957
MiniPlug inlet cable - fitting equipment	418801

## ChargerKit 1x12A - 706910

MultiCharger 1x12A	705200
MiniPlug Inlet Cable - 1,5m	460915
MiniPlug Xtreme Connection Cable - 2,5m	460955
MiniPlug inlet cable - fitting equipment	418801



## ChargerKit 2x12A - 706253

MultiCharger 2x12A	705300
MiniPlug Inlet Cable- 2,0m	460939
MiniPlug Xtreme Connection Cable - 5,0m	460957
MiniPlug inlet cable - fitting equipment	418801

# ChargerKits 20A and 40A

Chargerkits includes the battery charger and necessary cables. Easily install the DEFA ChargerKit by connecting the DEFA MiniPlug inlet into the front of the vehicle and the connection cable to the nearest mains outlet.



## ChargerKit 1x20A - 706930

MultiCharger 1x20A	705800
MiniPlug Inlet Cable - 2,0m	460939
MiniPlug Extreme Connection Cable - 5,0m	460957
Detachable Cable With Temperature Sensor And Fuse - 2m	706930
Miniplug Inlet Cable - Fitting Equipment	418801

## ChargerKit 2x20A - 706931

MultiCharger 2x20A	705900
MiniPlug Inlet Cable - 2,0m	460939
MiniPlug Extreme Connection Cable - 5,0m	460957
Detachable Cable With Temperature Sensor And Fuse - 2x2m	706931
Miniplug Inlet Cable - Fitting Equipment	418801

## ChargerKit 40A 24V - 711152

MultiCharger 40A 24V	708400
MiniPlug Inlet Cable- 2,0m	460939
MiniPlug Xtreme Connection Cable - 5,0m	460957

# RescueCharger 1x12A, 1x20A, 1x35A

DEFA RescueChargers are specifically adjusted to emergency response vehicles which are connected and disconnected several times during a 24-hour period. The charger is suitable for vehicles with battery sizes up to 600Ah. The charger gives a galvanic isolation between net earth and the battery. NEW! The 1x12A charger is delivered with starter kill and remote LED.



## RescueCharger 1x12A

Item No. with PlugIn	706700
Mains voltage - VAC/Hz	230/50-60
Charging voltage - VDC	14.4
Float voltage - VDC	13.5
Charging current - A	12
Recommended battery max - Ah	150
Height/Width/Depth - mm	138x98x53
Weight - kg	1
IP rate	44



## RescueCharger 1x20A

item No. with PlugIn	706200
Mains voltage - VAC/Hz	230/50-60
Charging voltage - VDC	14.4
Float voltage - VDC	13.5
Charging current - A	20
Recommended battery max - Ah	250
Height/Width/Depth - mm	182x98x53
Weight - kg	1.5
IP rate	44



## RescueCharger 1x35A

Item No. with PlugIn	708505
Mains voltage - VAC/Hz	230/50-60
Charging voltage - VDC	14.4
Float voltage - VDC	13.5
Charging current - A	35
Recommended battery max - Ah	600
Height/Width/Depth - mm	200x98x53
Weight - kg	1.6
IP rate	44


# RescueCharger 2x12A, 2x20A, 2x35A

DEFA RescueChargers are specifically adjusted to emergency response vehicles which are connected and disconnected several times during a 24-hour period. The charger is suitable for vehicles with battery sizes up to 2x600Ah. The charger gives a galvanic isolation between net earth and the battery.



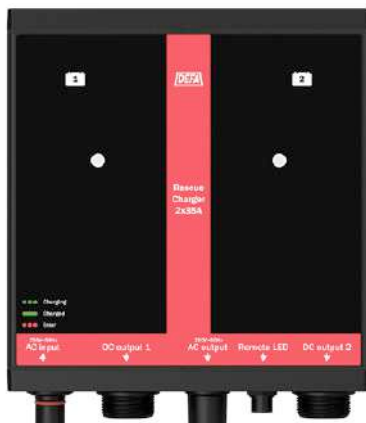
## RescueCharger 2x12A

Item No. with PlugIn	705700
Mains voltage - VAC/Hz	230/50-60
Charging voltage - VDC	14.4
Float voltage - VDC	13.5
Charging current - A	2x12
Recommended battery max - Ah	2x150
Height/Width/Depth - mm	138x201x53
Weight - kg	2
IP rate	44



## RescueCharger 2x20A

Item No. with PlugIn	706300
Mains voltage - VAC/Hz	230/50-60
Charging voltage - VDC	14.4
Float voltage - VDC	13.5
Charging current - A	2x20
Recommended battery max - Ah	2x250
Height/Width/Depth - mm	182x190x53
Weight - kg	3
IP rate	44



## RescueCharger 2x35A

Item No. with PlugIn	708506
Mains voltage - VAC/Hz	220-240/50-60
Charging voltage - VDC	14.4
Float voltage - VDC	13.5
Charging current - A	2x35
Recommended battery max - Ah	2x600
Height/Width/Depth - mm	200x190x53
Weight - kg	3.3
IP rate	44

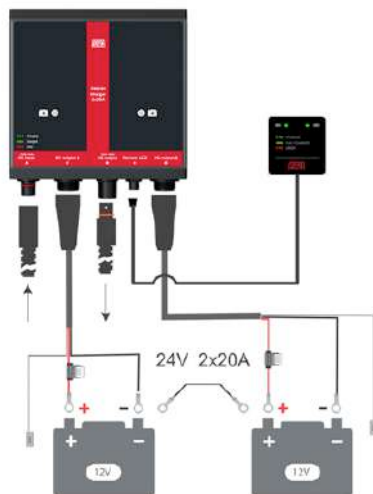
# RescueCharger Accessories

Accessory for DEFA RescueChargers consists of charging cables and remote panels with a range of cable lengths as well as a connection from PlugIn to Schuko. Rettbox is also available for mounting the Rescue chargers.



## RescueCharger Accessories

Item No.	
706483	2m Charging cable 20A
706484	4m Charging cable 20A
706485	6m Charging cable 20A
705099	2m Charging cable 35A
705147	4m Charging cable 35A
705159	6m Charging cable 35A
715160	8m Charging cable 35A
705294	5m Remote panel 1x12A, 1x20A, 1x35A
705295	10m Remote panel 1x12A, 1x20A, 1x35A
705296	20m Remote panel 1x12A, 1x20A, 1x35A
705297	25m Remote panel 1x12A, 1x20A, 1x35A
705162	5 m Remote panel 2x20A, 2x35A
705163	10m Remote panel 2x20A, 2x35A
705164	20m Remote panel 2x20A, 2x35A
705165	25m Remote panel 2x20A, 2x35A
705463	Connection Schuko - PlugIn



# ShowroomCharger 32A

DEFA Showroom Charger 32A is based on modern switchmode technology and galvanised divisions, and represents the latest technology within battery charging. It is well suited to maintenance charge the battery for an unlimited time, and will always keep your cars in the showroom ready for demonstration. The detachable cables and compact size, makes it easy to move from car to car, and will hardly be noticeable under the car.



Standard Clamps



Special Clamps

## ShowroomCharger 32A

Item No. Standard clamps	712210
Item No. Special clamps	708800
Volt	12V Charging
Rated voltage AC	220–240VAC, 50–60Hz
Charging voltage	14.4V
Float charging	13,6V
Min battery voltage	2.0V
Max charging current	32A
Back current drain	<1Ah/month
Ambient temperature	-20°C ~ +40°C
Charging types	7 step, fully automatic charging cycle (Analyze/main charge/top charge/analyze/float/sleep/wake Up)
Battery types	All 12V lead-acid batteries (WET, MF, Ca/Ca, AGM, EFB and GEL) Start-Stop Batteries
Battery Capacity	30-600Ah
Dimensions L/B/H	219/125/62
IP rate	IP40
Weight	1,7kg

## Detachable Cables

2,5m Charging Cable With Standard Clamps	708227
2,5m Charging Cable With Special Clamps	711400

## WorkshopCharger 25A

The new WorkshopCharger 25A from DEFA is a battery charger as well as 13,7V power supply. Its unique display makes every function available with one button access, and allows for easy monitoring of the charging process. It provides continuous current when you need stable voltage to avoid lost data during ECU programming or battery change. It is delivered with cable, a wall bracket and isolated hood for easy storage and use.



### WorkShopCharger 25A

Item No.	706900
Volt	12V Charging / Powersupply 13,7 Volt
Rated voltage AC	230VAC
Charging voltage	14.4V/14,7V
Float charging	13,6V
Min battery voltage	2.0V
Max charging current	25A
Back current drain	<1Ah/month
Ambient temperature	-20°C ~ +50°C
Charging types	7 step, fully automatic charging cycle (Analyze/main charge/top charge/analyze/float/sleep/wake Up)
Battery types	All types of 12V lead-acid batteries (WET, MF, Ca/Ca, AGM, EFB and GEL) Start-Stop Batteries
Battery Capacity	30-500Ah
Dimensions L/B/H	202x96x53
IP rate	IP20
Weight	2,0kg

# WorkshopCharger 2.0 35A

The 35A WorkshopCharger 2.0 is a versatile and efficient battery charger and power supply that helps you save time in the workshop. It is delivered with a detachable charging cable, a wall bracket and an isolated hook that makes it easy to place wherever you need. The new WorkshopCharger is compatible with all types of automotive batteries - both lead/acid and Li-ion. It has no fan and produces no noise. The power supply function provides continuous current and stable volt and helps you avoid lost data during ECU programming or a battery change.



The detachable cables can easily be connected and disconnected to improve the user friendliness of the charger at the workshop - 2,5 meter or 5 meter cable available.

## WorkshopCharger 2.0 35A

Item No. with 2,5m cable	712220
Item No. with 5m cable	709100
Volt	12V Charging / Powersupply 13,7 Volt
Rated voltage AC	100-230VAC
Charging voltage	14.4V/14,7V
Float charging	13,6V
Minimum battery voltage	2.0V
Max charging current	35A
Back current drain	<1Ah/month
Ambient temperature	-20°C ~ +50°C
Charging types	7 step, fully automatic charging cycle (Analyze/main charge/top charge/analyze/float/sleep/wake Up)
Battery types	All types of 12V lead-acid batteries (WET, MF, Ca/Ca, AGM, EFB and GEL), Start-Stop Batteries and Li-ion
Battery capacity	30-600Ah
Size L/W/H	227x125x62 mm
Insulation class	IP40
Weight	1,8kg

## Detachable Cables

2,5m Cable	711940
5,0m Cable	711950
2,5m Power Cable	711533





## SmartCharge 4A and 6A

SmartCharge 4A and 6A are intelligent chargers which makes it easy and safe to charge your batteries. All you have to do is connect the charger to an outlet, connect the clips to your battery, and then press On. SmartCharge recognizes which type of battery it is connected to, and charges it accordingly. When you are done, wind it up, click the parts in place and keep it handy. SmartCharge has Powersupply for access to continuous current.



### SmartCharge 4A / 6A

Item No. 4A	701515
Item No. 6A	706060
Height/Width/Depth - mm	210/90/54
Weight- gr	620
IP-rate	65

#### EASY TO USE

- On/off button
- Backlit user friendly interface and display.
- Adapts automatically to the size (Ah) of your battery.
- A display to easily read the actual power level of your battery.
- Integrated cable storage solution.
- It will never over-charge your battery. Ever.
- Temperature compensated charging cycle.

#### POWER SUPPLY

Every so often you need access to continuous current, for instance when changing the battery in your car. With PowerSupply you can avoid leaving the car without power and having to reset every setting in the car later. You can also use PowerSupply to power 12V units such as an icebox or a portable sound system. The PowerSupply function is now available with all SmartCharge versions.

It is activated by pressing and holding the ON button for 5 seconds. The charger will then generate 13,6V, indicated by 5 LED segments lighting from bottom to top.

# SmartCharge 8A and 10A

SmartCharge 8A and 10A are larger and more powerful chargers designed for more rapid charging of larger batteries, such as in a car or boat. SmartCharge has Powersupply for access to continuous current.



## SmartCharge 8A / 10A

Item no 8A	701785
Item no 10A	706161
Height/Width/Depth - mm	235/90/54
Weight - gr	750
IP-rate	65

### CHARGING BATTERIES WITH LOW VOLTAGE

If your battery is running low, then what you need is SmartCharge 8A or 10A. It will charge 12V batteries with voltages as low as 2V.

### CHARGES BOTH LARGE AND SMALL BATTERIES

SmartCharge 8A/10A is suitable for batteries from 20 to 250Ah. The charger is only 2,5 cm higher than 4A and 6A, and faster.



## Which SmartCharge do I need?

SmartCharge 4A	2 - 110Ah battery
SmartCharge 6A	10 - 150Ah battery
SmartCharge 8A	20 - 200Ah battery
SmartCharge 10	30 - 250Ah battery

# SmartCharge Accessories

We offer a wide range of accessories for DEFA SmartCharge. These accessories address your everyday need to charge your various devices. Our range of accessories consists of cables, connectors, battery status indicators, and outlets which can be adapted to your every need.

## CHARGE CONNECTOR AND POWER OUTLET - SIDE BY SIDE

With an extra DEFA power outlet installed in your boat or vehicle, you can easily charge your mobile phone or power your icebox, and charge your battery at the same time. When your battery needs charging, simply connect your SmartCharge when docking and you have access to 230V. Nothing could be easier.



# SmartCharge Accessories

We offer a wide range of accessories for DEFA SmartCharge. These accessories address your everyday need to charge your various devices. Our range of accessories consists of cables, connectors, battery status indicators, and outlets which can be adapted to your every need.



### 12V Battery status indicator

Item No.	701758
Length - mm	48
Cross section - mm <sup>2</sup>	28
IP rate	65



### 12V Charging cable, with ring terminals

Item No.	701762
Cable length - m	1.3
Cross section - mm <sup>2</sup>	1.3
IP rate	65



### 12V Charging cable, with clamps

Item No.	701764
Cable length - m	1.3
Cross section - mm <sup>2</sup>	1.3
IP rate	65



### 12V Charging kit

Item No.	701761
----------	--------

# DEFA USB Charger

USB Charger with two outlets makes it possible to charge both tablet and smartphones at the same time. Delivered in a handy packaging that can be displayed in the showroom or reception.



### 12V Battery status indicator

Item No.	706611
Length - mm	48
Dimension - mm <sup>2</sup>	28
Max charging current - A	3.1
IP Rate 20	65



# Inverter 1200W 12V

The Inverter 1200W 12V is 20% smaller than previous inverters. The inverter is available with or without transfer switch\*. Due to the DEFA Plugin connectors the inverter fits perfectly into a DEFA charging system.

The inverters will provide access to 230VAC mains voltage. They deliver pure sinus and are therefore excellent for TV and DVD-equipment as well as laptop computers.

### Transfer switch\*:

Integrated transfer switch automatically ensures that 230V power is supplied from a connected mains outlet when possible. This prevents the inverter from drawing power from the battery, allowing it to recharge. When mains power is disconnected power supply is switched back to the inverter.



### Inverter 1200W

Item No. w/Transfer switch	709090
Item No. wo/Transfer switch*	709191
Item No. Remote panel	709340
Height/Width/Depth (mm)	360x225x98*
Weight (kg)	4,7

### Plugin Extension Cable (Orange)

Item No (0,5m)	704547
Item No (1m)	704548
Item No (1,5m)	704549
Item No (2m)	704550
Item No (3m)	704551
Item No (4m)	704552
Item No (5m)	704553
Item No (8m)	704554
Item No (10m)	704555
Item No (12m)	704556



### Remote Panel for Inverter 1200W 12V

The inverter can be installed in hard-to-reach areas, and be operated with a remote panel With 6 meter cable

Item No.	709340
----------	--------

**Recommended to visually identify this as 230V and help avoid the risk of mistakes.**

# Inverter 2500W 24V

The new Inverter 2500W 24V is 20% smaller than previous inverters. The inverter is available with or without transfer switch\*. Due to the DEFA Plugin connectors the inverter fits perfectly into a DEFA charging system.

The inverters will provide access to 230VAC mains voltage. They deliver pure sinus and are therefore excellent for TV and DVD-equipment as well as laptop computers.

**Transfer switch\*:**

Integrated transfer switch automatically ensures that 230V power is supplied from a connected mains outlet when possible. This prevents the inverter from drawing power from the battery, allowing it to recharge. When mains power is disconnected power supply is switched back to the inverter.



### Inverter 2500W - 24V


Item No. with Transfer switch	709595
Item No. without Transfer switch	709597
Item No. Remote panel	709340
Height/width/depth (mm)	412x254x88,5
Weight (kg)	6.3



### Remote Panel for Inverter 2500W 24V

The inverter can be installed in hard-to-reach areas, and be operated with a remote panel With 6 meter cable

Item No.	709340
----------	--------





# Inverters - PlugIn / Schuko

Our high quality inverters are safe to use and make it possible to use electrical equipment in boats and vehicles.



PREHEATING

Item no	Connection	Input - VDC	Output - VAC	Output Power - W	Weight - kg	Size -mm
702935	PlugIn	12	230	300	2,6	230x151x64
702937	PlugIn			600	3,5	324x170x68
702941	PlugIn			1500	6,2	420x223x101
702943	PlugIn			2000	6,5	420x289x100
702949	PlugIn	12	230	1000	5,2	390x223x101
702951	PlugIn			1500	6,2	420x223x101
702953	PlugIn			2000	6,5	420x289x100
703254	PlugIn	24	250	2500	8,0	480x289x100
702950	Schuko			1000	5,2	390x223x101

# Inverter Control Panels

All inverters can be remotely controlled from a separate control panel. This makes it easier to use the inverter when it is not easily accessible.



Remote Control	Flush Mounted
Item No. 702912	Remote Control for 300/600W inverter, 6 m cable.
Item No. 702913	Remote Control for 1000/1500/2000/2500/3000W inverter, 6m cable.
Item No. 704030	Remote Control for 1000/1500/2000/2500/3000W inverter, 10m cable.

Remote Control	Flush Mounted
Item No. 705115	Remote Control for 300/600W inverter, 6 m cable.
Item No. 705116	Remote Control for 1000/1500/2000/2500/3000W inverter, 6m cable.
Item No. 705117	Remote Control for 1000/1500/2000/2500/3000W inverter, 10m cable.



# InverterKit

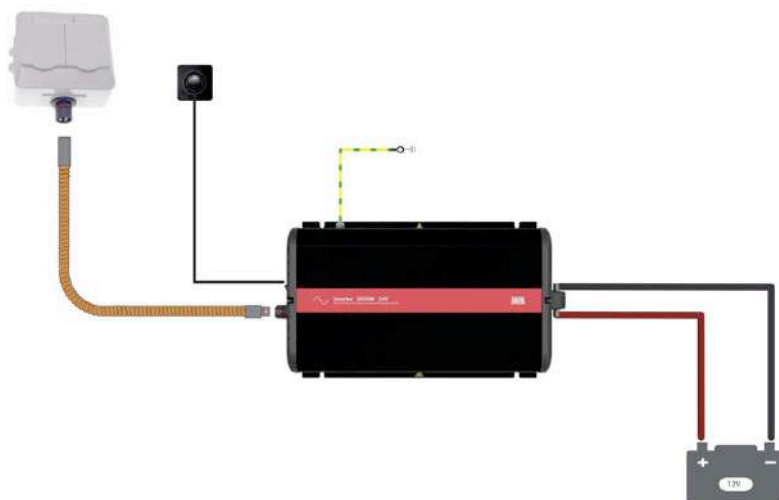
DEFA inverter kits consist of the inverter, a 2m orange extension cable and a double power outlet. It can easily be expanded, as it is based on the DEFA PlugIn system.

The new inverter in the InverterKit 1200W is 20% smaller than the predecessor.



## InverterKit

Item No:	Item Name:	Inverter:	Cable:	Outlet:	Remote:
704070	Inverter Kit 1 - 300W/12V	702935	704550	700403	702912
704071	Inverter Kit 2 - 600W/12V	702937	704550	700403	702912
711997	InverterKit 1200W - 12V	709191	704550	700403	709340
704073	Inverter Kit 4 - 1500W/12V	702941	704550	700403	702913
704074	Inverter Kit 5 - 2000W/12V	702943	704550	700403	702913
704075	Inverter Kit 6 - 1000W/24V	702949	704550	700403	702913
704076	Inverter Kit 7 - 1500W/24V	702951	704550	700403	702913
704077	Inverter Kit 8 - 2000W/24V	702953	704550	700403	702913
704078	Inverter Kit 9 - 2500W/24V	703254	704550	700403	702913
712001	NEW! InverterKit 2500W - 24V	709597	704550	700403	709340



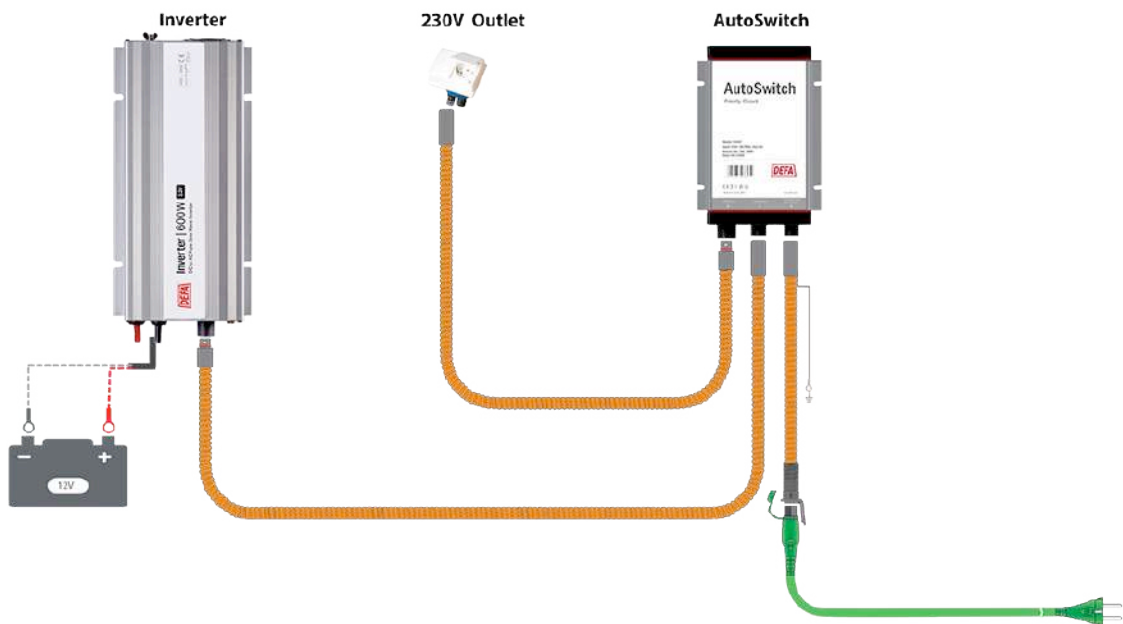
# AutoSwitch

AutoSwitch makes sure that the mains power always has priority when both it and the inverter are connected to the same outlets. This ensures that the batteries are not used to power the outlets when the vehicle is plugged into mains. The AutoSwitch also makes sure that there is no power in the mains inlet when the inverter is in use.



## AutoSwitch

Item no	703697
Input voltage (V/Hz)	230/50-60
Output voltage (VAC)	230
Max current (A)	16
Max power (W)	3680
Fuse (A/V)	16/T250
Height/Width/Depth- mm	58/132/205
IP rate	44



# AutoSwitch

The battery separator connects two separate battery groups, for instance the start and consumption battery during charging. If the charging is interrupted, the batteries are separated again. The battery separators measure voltage on both battery groups and are activated automatically.

Installation of the separator is simple, and it is an optimal solution for a 2-circuit system that does not require changing the original set-up.



## Battery Separator 12V 100A

Item No.	700595
Function	Separator
Continuous current - A	100
Max output - A	400
On function (typical) - V	13.2
Off function (typical) - V	12.8
Height/Width/Depth - mm	76/83/64
<b>Special characteristics: Both batteries will activate the separator.</b>	



## Battery Separator 12V 100A

Item No.	700596
Function	Separator
Continuous current - A	200
Max output - A	1000
On function (typical) - V	13.2
Off function (typical) - V	12.8
Height/Width/Depth - mm	76/83/64
<b>Special characteristics: Both batteries will activate the separator.</b>	



## Battery Separator 12V 100A

Item No.	707680
Function	Separator
Continuous current - A	150
Max output - A	500
On function (typical) - V	10,2V-14,85V/19,5V-30,15V
Off function (typical) - V	9,7V-14,35V/18,35V-29V
Height/Width/Depth - mm	180/100/18
<b>Special characteristics: Both batteries will activate the separator. Adjustable voltage thresholds.</b>	

# El-centrals

The system can be installed without the need for tools or a certified installer.



## El-central

Item No.	700433
----------	--------

Main inlet cabinet 230VAC/16A 1 DEFA PlugIn inlet, DEFA PlugIn outlet - Schuko outlet - grey



## El-central

Item No.	700437
----------	--------

Main inlet cabinet 230VAC/16A  
1 DEFA PlugIn inlet, 3 DEFA PlugIn outlet - grey

Item No.	700441
----------	--------

Main inlet cabinet 230VAC/16A  
2 DEFA PlugIn inlet, 3 DEFA PlugIn outlet, with general switch - grey

# Connection Cables

DEFA Connection cables are developed for DEFA MiniPlug and provides a reliable connection from your mains power outlet to the car. The MiniPlug Xtreme is more durable and is suited for cold weather and rough treatment. Xtreme has a black cap to distinguish it from the MiniPlug.



### MiniPlug Xtreme Connection cable 1,5mm<sup>2</sup>

Item No. - 2,5m	460955
Item No. - 5,0m	460957
Number of pcs in collection box	460955: 22 460957: 12
Voltage - VAC	230
Current, max. - A	16
Weight - gr	460955/309 - 460957/535



### MiniPlug Xtreme Connection cable 1,5mm<sup>2</sup>

Item No. - 2,5m	460920
Item No. - 2,5m with angle contact	460933
Item No. - 3,5m	460938
Item No. - 3,5m with angle contact	460942
Item No. - 5,0m	460921
Number of pcs in collection box	920: 30 - 933: 22 - 938: 22 - 942: 22 - 921:12
Voltage - VAC	230
Current, max. - A	16
Weight - gr	920/390 - 933/450 - 938/510 - 942/530 - 921/600



### MiniPlug Xtreme Connection cable 1,5mm<sup>2</sup>

Item No. - 2,5m	460960
Item No. - 5,0m	460961
Item No. - 10,0m	460962
Item No. - 15m	460963
Number of pcs in collection box	960/22 - 961/12 - 962/1
Voltage - VAC	230
Current, max. - A	16
Weight - gr	530/915/1520 (2,5/5,0/10,0m)

DEFA Connection cable 2,5 mm<sup>2</sup> is used for vehicles with special requirements for connection cables, such as ambulances and fire engines with special equipment. Even if the cable is available with a 2,5mm<sup>2</sup> core cross-section, the maximum power consumption is 16A.

# Connection Cables & Sets

The DEFA MiniPlug Inlet cable is developed to fit all new cars. Flush and bracket mounting is equally simple. DEFA MiniPlug was developed with the goal of creating user friendly design, better safety and total reliability.



### Connection set 460785

MiniPlug Inlet cable - 1,5 m	460915
MiniPlug Xtreme Connection cable - 2,5 m	460955
MiniPlug Inlet cable - fitting equipment	418801

### Connection set 460787

MiniPlug Inlet cable - 1,5 m	460915
MiniPlug Xtreme Connection cable - 5,0 m	460957
MiniPlug Inlet cable - fitting equipment	418801

### Connection set 460789

MiniPlug Inlet cable - 1,5 m	460915
MiniPlug Connection cable angle - 2,5 m	460933
MiniPlug Inlet cable - fitting equipment	418801

# Inlet Cables

DEFA MiniPlug Inlet Cable is adjusted to all new cars. Both flush mounted and bracket mounted versions are equally functional and easy to install. During the development of DEFA MiniPlug we have focused on user friendly design, safety, and ease of installation.



## MiniPlug Inlet Cable (Black)

Item No (0,6m)	460902
Item No. (1,0m)	460901
Item No. (1,5m)	460915
Item No. (2,0m)	460939
Voltage - VAC	230
Current - A	16
Weight (Length/Weight) - m/kg	0,6/0,23 - 1,0/0,35 - 1,5/0,41 - 2,0/0,57

The Inlet Plug has MiniPlug with lid in one end and DEFA PlugIn contact in the other end. In addition, it has a ground conductor with cable clip for grounding the system.



## MiniPlug Inlet Cable (Orange)

Item No (0,6m)	704557
Item No. (1,0m)	704558
Item No. (1,5m)	704559
Item No. (2,0m)	704561
Voltage - VAC	230
Current - A	16
Weight (Length/Weight) - m/kg	0,6/0,23 - 1,0/0,35 - 1,5/0,41 - 2,0/0,57

# Inlet Cables

DEFA MiniPlug Inlet Cable is adjusted to all new cars. Both flush mounted and bracket mounted versions are equally functional and easy to install. During the development of DEFA MiniPlug we have focused on user friendly design, safety, and ease of installation.



### CEE / PlugIn Contact

Item No.	701150
Voltage - VAC	230
Current - A	16
Weight	0,158



### DEFA Rettbox®

Rettbox® 12V without air	707175
Rettbox® 24V without air	706411
Rettbox® cable without air 4m	706412
Rettbox® 12V with air	707174
Rettbox® 24V with air	706413
Rettbox® cable with air 4m	706414

The RETTBOX® is an electromagnetic self-eject system comprising coupler socket and an inlet mounted in a box. The self-ejection of the coupler socket is activated electrically via the vehicle's ignition system. The release mechanism is housed in a compact enclosure fitted into the vehicle. On ignition, a solenoid plunger lifts the socket release latch thus ejecting it from the inlet. Rettbox® is available with DEFA PlugIn for easy installation in a DEFA system.



# Outlets & Frames

DEFA MiniPlug Inlet Cable is adjusted to all new cars. Both flush mounted and bracket mounted versions are equally functional and easy to install. During the development of DEFA MiniPlug we have focused on user friendly design, safety, and ease of installation.



### Wall outlet

Item No.	700399
Mains voltage - VAC	230
Weight - kg	0.200
IP rate - IP	44



### Wall outlet

Item No.	700401
Mains voltage - VAC	230
Weight - kg	0.100
IP rate - IP	44



### Wall outlet

Item No.	700403
Mains voltage - VAC	230
Weight - kg	0.200
IP rate - IP	44



### Wall outlet

Item No.	702779
Mains voltage - VAC	230
Weight - kg	0.058
IP rate - IP	44



### Plug-in Wall outlet

Item No.	700405
Mains voltage - VAC	230



### Wall outlet

Item No. (White)	701317
Item No. (Brown)	701316
Item No. (Grey)	701315



### Manual Switch

Item No.	701123
Height/Width/Depth - mm	67/135/76
Weight - kg	0,200

The summer/winter switch is a manual switch which makes it possible for an engine heater/interior heater to be disconnected during the summer without the battery charger being disconnected.



### Frames for wall outlets

Item No. Single frame for wall outlet - white	701307
Item No. Single frame for wall outlet - brown	701306
Item No. Single frame for wall outlet - grey	701305
Item No. Double frame for wall outlet – white	701310
Item No. Double frame for wall outlet - brown	701309
Item No. Double frame for wall outlet - grey	701308

# EV Charging Cables

DEFA offers battery chargers for a wide variety of vehicles and industrial applications. DEFA develops and manufactures a series of charging products that allow our customers to get the most out of their batteries.



*e*Connect™



# Electric Vehicle Charging Cables

The EV Premium charging cables are designed for pure performance and unmatched user friendliness, developed for all weather conditions.

We are an OEM supplier to some of the worlds largest car, truck and vehicle manufacturers and offer a standard 5 year warranty suitable for the following models;

Audi, BMW, Ford, Hyundai, Jaguar, KIA, Mercedes, Mini, Nissan Leaf 2018, Porsche, Ranger Rover P400e, Renault, Smart, Tesla, Toyota, Volkswagen, Volvo.



## Designed For All Conditions

We have used our extensive experience to ensure that our cables provide the best possible user experience in all conditions. While other cables become stiff in winter, eConnect cables remain soft and flexible even in severe cold. Our cap and terminals are designed to withstand moisture and heat.

## Smart Cap Technology

The vehicle-side connector cap is fastened with an adjustable strap that lets you pull it away from the car during charging. The strap is fastened on the back of the cap so that it is left hanging upside down and doesn't collect water and dirt. This simple solution prevents scratches on your car and water and snow from collecting in the cap and then getting on to the terminals.



## User Friendly

An eConnect EV charging cable is made with the user in mind. Since the user might be almost anyone, we have created a lightweight cable, universal ergonomic grips and connectors with different angles suited vehicle and charge point side connection. Our smart cap can be retracted during charging and a range of smart accessories make it easier to safely store and transport the cable when it's not in use.

## Environmental Friendly

eConnect charging cables are designed to be recyclable. In addition to only using recyclable materials, this is achieved by not using so-called potting in our connectors. Potting is a technique for water- and impact-proofing that involves filling electronic products with a plastic, rubber or resin compound. This creates additional waste and makes it hard to separate out components and materials for reuse and recycling later.



## Robust & Durable

Every component in eConnect cables are made from sturdy and durable materials that can withstand everyday use. Our connectors can withstand accidentally being run over and our robust cables and terminals are resistant to wear and damage from moisture, sunlight and extreme temperatures.

# Electric Vehicle Charging Cable Accessories



## Safety Docking

This unique lockable docking unit safeguards your cable from theft, provides a practical way to store the cable, and protects the connector terminals from water and dirt.



## Premium Cable Bag

The premium cable bag is made from durable water- and fire retardant material. A hook on the back of the bag can be used to fasten the bag and prevent it from moving during driving.



## Basic Cable Bag

This handy cable bag helps you to keep your eConnect cable tidy and dry, both in the car and in the garage. The basic bag can be used with all eConnect Mode 3 cables.

# eConnect EV Charging Cable

Premium charging cables made for performance, durability and unmatched userfriendliness in any conditions. eConnect cables can be used to charge all vehicles with a Type 2 interface.

Made for Nordic conditions: eConnect cables remain soft and flexible, even in severe cold. eConnect cables are lightweight and have plugs with universal ergonomic design. These robust cables and terminals are made for long term use. The retractable cap prevents it from collecting water and dirt during charging and from bumping into the car.



## eConnect EV Charging Cable Mode 3 | Type 2

Ratings	See Item no. table
IP rating, connected/with end cap	IP44
Operating temperature [°C]	-40 to +55
Storage temperature [°C]	-50 to +85
Charging cable type	Mode 3
Connection to vehicle/charging station	Type 2/Type 2
Certification	IEC 62196-1, IEC 62196-2
Recycling	EE-waste

eConnect is available in the following versions:

Item no.	Current [A]*	Power [kW]*	Voltage [V~]*	Phase	Length [m]	Weight [kg]
711304	20	4.6	250	1	5	1.4
711305	20	4.6	250	1	7.5	1.8
711308	32	7.4	250	1	5	1.9
711309	32	7.4	250	1	7.5	2.4
711306	20	13.8	480	3	5	2.1
711307	20	13.8	480	3	7.5	2.7
711310	32	22	480	3	5	3.1
711311	32	22	480	3	7.5	4.0

**\*Maximum rating**

The actual charge rate is also determined by the onboard charger (car), the charging station and the temperature of the batteries.

# EV Charging Cable (Generic)

Our 10 amp charger is suitable for use with all electric vehicles with a Type 1 vehicle connection and uses a standard domestic UK 3 pin socket outlet. If your daily mileage is less than 80 miles this charger is perfect for your electric vehicle.

The EV charger is rated at 10 amps ( law in the UK to protect domestic circuits against overload and fire risk ) and delivers 2.3 KW of charge. The 10 amp charging rate translates to approximately 2.3kW or in more real world language approximately 1 mile of range for every 8 minutes of charging\* which adds around 80 to 90 miles of range to any electric vehicle or plug in hybrid vehicle when placed on a 12 hour overnight charge.

Our chargers are designed to be as compact and as lightweight as possible reducing the space and weight within the vehicle if you decide you need to charge away from home .

Being a 10 AMP charger the risk of overloading domestic electrical circuits and associated fire risk is practically non existent which can be a hazard with some of the variable rate chargers on the market .

These portable chargers use a standard UK 3 Pin plug and are ideal for plugging in just about anywhere you can access a standard domestic 13 amp power socket. This makes the Portable Charger a near necessity for an EV or PHEV owner not just at home but when out and about.



## Type 2 Portable Charger UK 13 AMP 3 Pin Plug

Connector	Type 2 IEC 62196
Cable Type	AC Single Phase Charging Cable IP 65
Rating	10 amp
Charging Rate	2.3kW
Operating Temperature	-30C to +50C
Certification	CE and TUV
Length and Weight	7m - 2.1kg / 12m 3.9kg
Manufacturer Guarantee	12 Months

## Type 1 Portable Charger UK 13 AMP 3 Pin Plug

Connector	Type 1 IEC 62196
Cable Type	AC Single Phase Charging Cable IP 65
Rating	10 amp
Charging Rate	2.3kW
Operating Temperature	-30C to +50C
Certification	CE and TUV
Length and Weight	7m - 2.1kg 12m 3.9kg
Manufacturer Guarantee	12 Months

Item no.	Type	Length (m)
CCN-80-EV	2	7
CCN-120-EV	2	12
CCN-80-EV1	1	7
CCN-120-EV1	1	12

# Workshop Products



# Guniwheel™

GUNIWHEEL™ is a universal bolt and lug pattern wheel designed to safely mount and move any vehicle with missing or damaged tyres & wheels.

GUNIWHEEL™ is a solid steel wheel with an airless polyurethane rubber tread. It comes in three sizes based on the vehicle bolt pattern and size of the vehicle center bore. GUNIWHEEL™ 45S, 56, and 80. Load capacity for the 45 & 56 is 2,500lbs per wheel. 3,500lbs per wheel for the 80.



## Guniwheel 45S

Fits most cars and light SUV's with 4 or 5 lug bolts patterns

Weight Capacity	1134kg each
Size	22.5" D x 3" W
Offset	94mm
Weight	34lbs
Center Hub	77mm
Speed Rating	5mph

Made of mild steel and an airless polyurethane rubber exterior



## Guniwheel 56

Fits most trucks and large SUV's with 5 or 6 lug bolt patterns

Weight Capacity	1134kg each
Size	22.5"D x 3"W
Offset	51mm
Weight	32lbs
Center Hub	110mm
Speed Rating	5mph

Made of mild steel and an airless polyurethane rubber exterior



## Guniwheel 80

Fits HD/SD trucks & vans with 8 lug patterns

Weight Capacity	1588kg each
Size	24.5" D x 3.5" W
Offset	60mm
Weight	34lbs
Center Hub	140mm
Speed Rating	5mph

Made of mild steel and an airless polyurethane rubber exterior



# Consumables



# Slime Emergency Flat Solutions

Slime Tyre sealant instantly and repeatedly repairs tread area punctures up to 1/4" in diameter using Fibro-Seal® Technology.

Slime is a revolutionary new product which provides instant result to all tyres, being cycles, motorbikes and cars. Slime products are eco friendly, non toxic, non hazardous. A state of the art blend of environmentally friendly fibres, binders, polymers and congealing agents that intertwine and clot to seal all kinds of punctures. By mending punctures it can help you save money and prolong your tyre life.



## Tyre Repair Sealant

Item no	CCN10180
Sizes	450ml
Quick, easy to use and inexpensive	
Requires additional air source	



## Smart Repair Kit

Item no	CRK0305-IN
Sealant + inflation for 1 easy repair	
Tyre is fully inflated	
Requires manual sealant insertion	
Back on the road in 15 minutes	



## Flat Tyre Repair Kit

Item no	CCN-50129
Sealant + inflation for 1 easy repair	
Tyre is fully inflated	
No valve core removal	
Repair with the push of a button	
Back on the road in 15 minutes	



## 1-2-Go Kit

Item no	On Request
Sealant + inflation for 1 easy repair	
Tyre is fully inflated	
No valve core removal	
Repair with the push of a button	
Back on the road in 15 minutes	

Does This Product...	Tyre Repair Sealant	Flat Tyre Repair Kit	Smart Repair Kit	1-2-Go Kit
Include an inflation device?	NO	YES	YES	YES
Fully inflate your tyre?	NO, requires inflator	YES, inflator supplied	YES, inflator supplied	YES, inflator supplied
Does it clean easily?	YES	YES	YES	YES
Have a TPMS Safe formula?	YES	YES	YES	YES
Include all necessary tools?	NO, requires inflator	YES	YES	YES

# Nitrile Gloves

Made to hold up well against chemicals, protect the hands from damage. These blue nitrile gloves are non-sterile and ambidextrous. Nitrile Gloves provide maximum durability, much more than that of an average latex or vinyl glove; three times more resistant to perforations than natural rubber. With nitrile gloves, chances of skin irritations or severe allergic reactions are minimized and are less likely to occur.



## Orange Microtex Nitrile Gloves (Grippa)

Description			Info
Item No	M: CCN-1011	L: CCN-1012	XL: CCN-1013
Quantity per Box	100		
Sizes	M, L, XL		
Pallet Quantity	500 boxes		



## Black Rhino Nitrile Gloves (Premium - Heavy Duty)

Description			Info
Item No	M: CCN-2011	L: CCN-2012	XL: CCN-2013
Quantity per Box	100		
Sizes	M, L, XL		
Pallet Quantity	500 boxes		



## INTCO Blue Nitrile Gloves

Description			Info
Item No	M: CCN-3011	L: CCN-3012	XL: CCN-3013
Quantity per Box	100		
Sizes	S, M, L, XL		
Pallet Quantity	840 boxes		

# Nitrile Gloves

Made to hold up well against chemicals, protect the hands from damage. These blue nitrile gloves are non-sterile and ambidextrous. Nitrile Gloves provide maximum durability, much more than that of an average latex or vinyl glove; three times more resistant to perforations than natural rubber. With nitrile gloves, chances of skin irritations or severe allergic reactions are minimized and are less likely to occur.



## INTCO Nitrile Gloves

Description		Info	
Item No	M: CCN-4011	L: CCN-4012	XL: CCN-4013
Quantity per Box	100		
Sizes	M, L, XL		
Pallet Quantity	840 boxes		

# Coming Soon



## **Components & Accessories** **Engine Belts & Hosing** **Hydraulic**



☎ 0333 335 5702

✉ [sales@ccnglobal.co.uk](mailto:sales@ccnglobal.co.uk)

